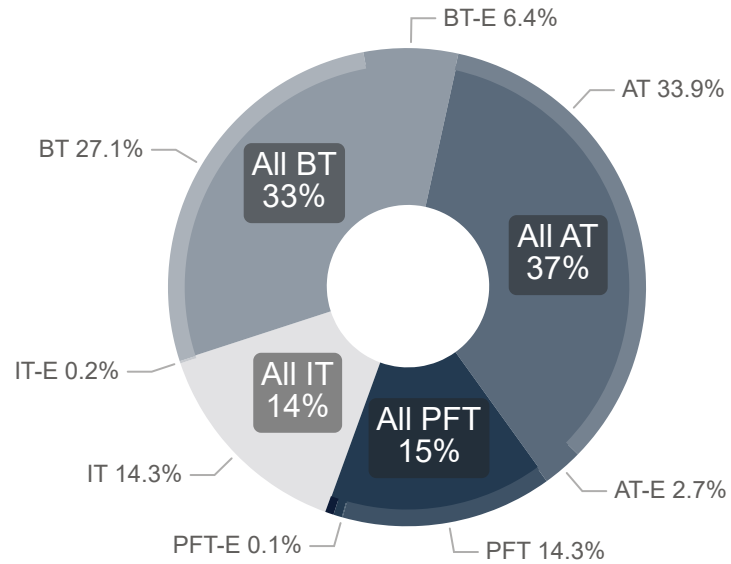


Overview - Part 1

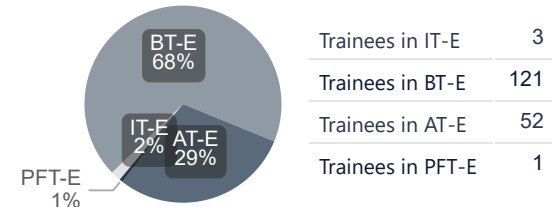
Current Trainees *



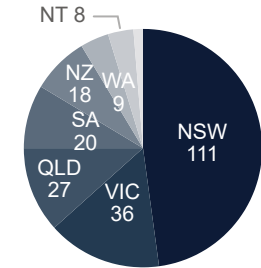
Trainee Breakdown by Core Unit *



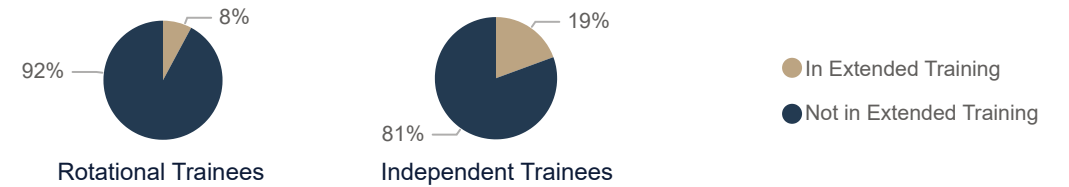
Trainees in Extended Training by Core Unit *



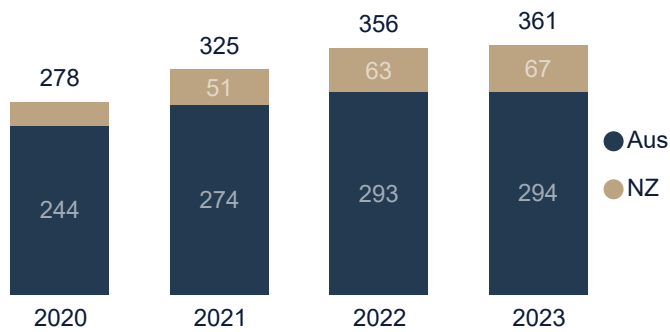
Trainees in Independent Positions (IT to AT) *



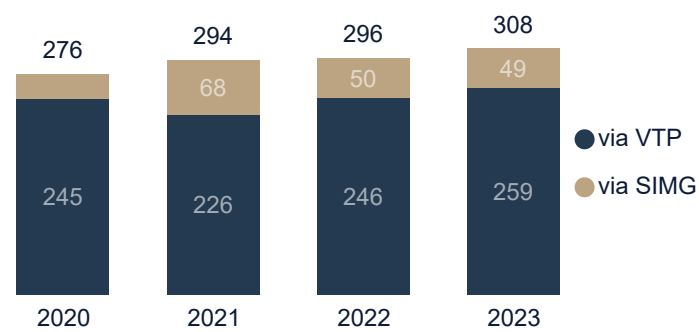
Trainee Pathways and Extended Training *



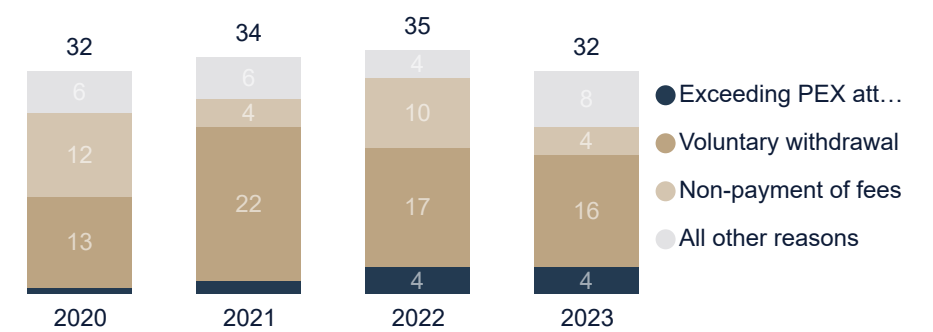
New Trainees *



New Fellows *

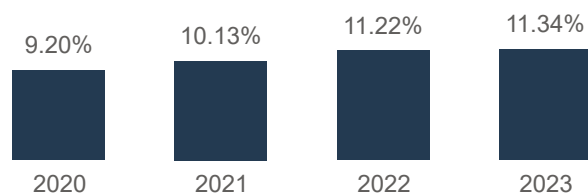


Trainee Withdrawals *



Overview - Part 2

Trainees in Interrupted Training (%) *



217 trainees were in Interrupted Training at some point during 2023 *

Reasons for Interrupted Training *

2023 Trainees' Most Common Reasons for Interrupted Training

Parental leave	67
Personal leave	30
Recreational leave	17

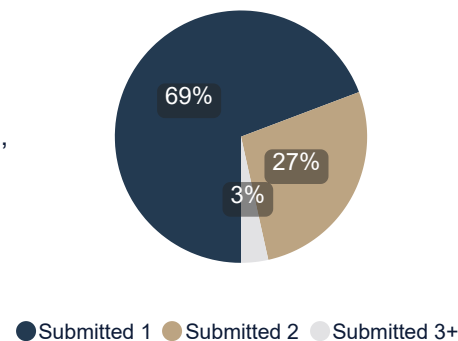
PFT Applications *

374 trainees submitted at least one PFT application in 2023

PFT Applications Submitted in 2023

Pre-defined PFT applications	462
Individualised PFT applications - Australia/NZ	25
Individualised PFT applications - overseas	15
Total	502

Of the trainees who submitted PFT applications in 2023,



Assessor Requests *

	2020	2021	2022	2023
Interrupted training	173	185	227	187
Part-time training	129	122	121	154
Retention in extended training	13	14	12	12
Deferment of requirements	97	116	92	73
EMAC deferral for fellowship	3	6	4	0
Exception to the regulations	70	87	56	87
Exemption from 22 weeks continuous CAT	6	1	0	2
Extension of fee due date	11	19	13	30
Extension of IntT beyond 104 wks		2	0	
Other clinical experience	6	26	8	4
Overseas Training		0	0	2
Preliminary assessment		3	1	
Re-application		0	0	
Re-registration	3	0	1	2
Recognition of prior learning	38	37	37	34
Total	549	618	572	587

RPL Applications Processed 2023 *

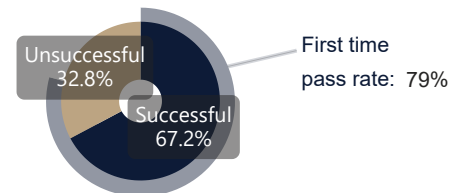
In a program pre-approved for RPL (Reg.37.5.7.2.4)	12
In a program pre-approved for RPL (Reg.38.6.13.1.4)	2
In an anaesthesia-related specialty (Reg.37.5.7.3)	6
In an anaesthesia-related specialty (Reg.38.6.13.2)	8
Recognition of prior learning (Reg.37.5.7)	5
In a program not pre-approved for RPL (Reg.37.5.7.2.5)	1
Total number of RPL applications processed	34

Examinations

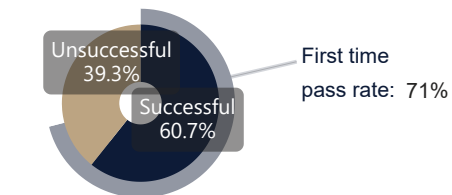
Primary Exam *

	May 2021	Nov 2021	May 2022	Nov 2022	May 2023	Nov 2023
Overall pass rate	68.5%	57.7%	62.0%	69.2%	67.2%	60.7%
First time pass rate			67.0%	77.0%	79.3%	71.0%

May 2023:



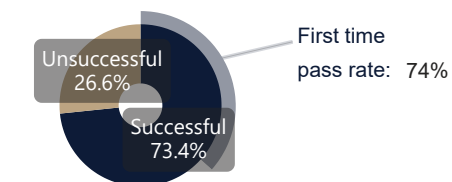
Nov 2023:



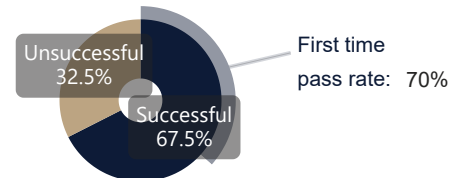
Final Exam *

	May 2021	Nov 2021	May 2022	Nov 2022	May 2023	Nov 2023
Overall pass rate	79.1%	71.9%	67.4%	70.2%	73.4%	67.5%
First time pass rate			75.0%	73.0%	74.4%	70.0%

May 2023:



Nov 2023:



Supervisory Roles

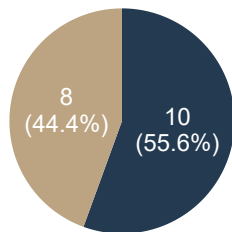
Education Officers (EOs) *

18 Current EOs

Appointed on average **10.7** years after obtaining fellowship



4 Resignations



● Attended 1+ AEP module(s) ● Have not attended

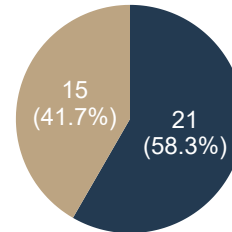
Rotational Supervisors (ROTSs) *

36 Current ROTs

Appointed on average **8.4** years after obtaining fellowship



5 Resignations



● Attended 1+ AEP module(s) ● Have not attended

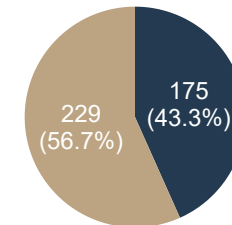
Supervisors of Training (SOTs) *

404 Current SOTs

Appointed on average **4.2** years after obtaining fellowship



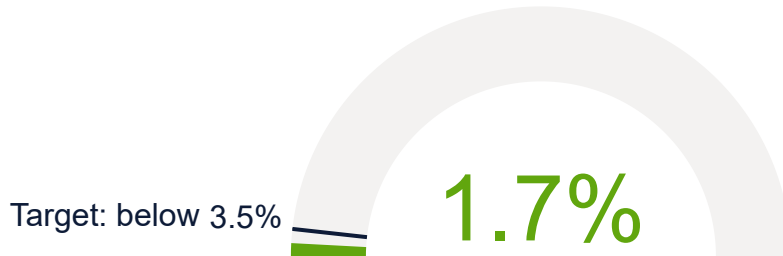
63 Resignations



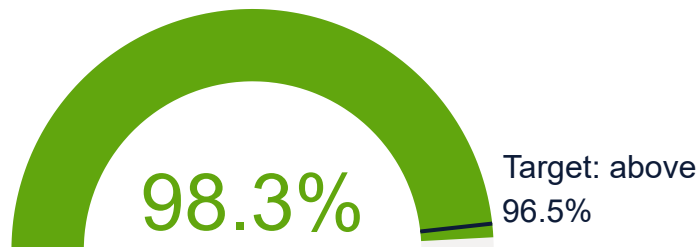
● Attended 1+ AEP module(s) ● Have not attended

Non-Financial KPIs

Total number of trainees withdrawing in BT, AT and PFT *



Total number of trainees continuing in the training program *



RRA Applications

Reconsideration, Review & Appeal Applications *

Recon - Upheld	Recon - Overturned	Review - Upheld	Review - Overturned	Appeal - Upheld	Appeal - Overturned
6	1	1	1		

*For further information about the data sources, assumptions, inclusion/exclusion criteria and cleaning processes used to generate this dashboard, please contact monitoring.evaluation@anzca.edu.au